

Chart 1  
**Bank of America Original**  
 Event Chart  
 Oct 17 1904, Mon  
 9:00 am PST +8:00  
 San Francisco, CA  
 37°N46'30" 122°W25'06"  
 Geocentric  
 Tropical  
 Koch  
 Mean Node

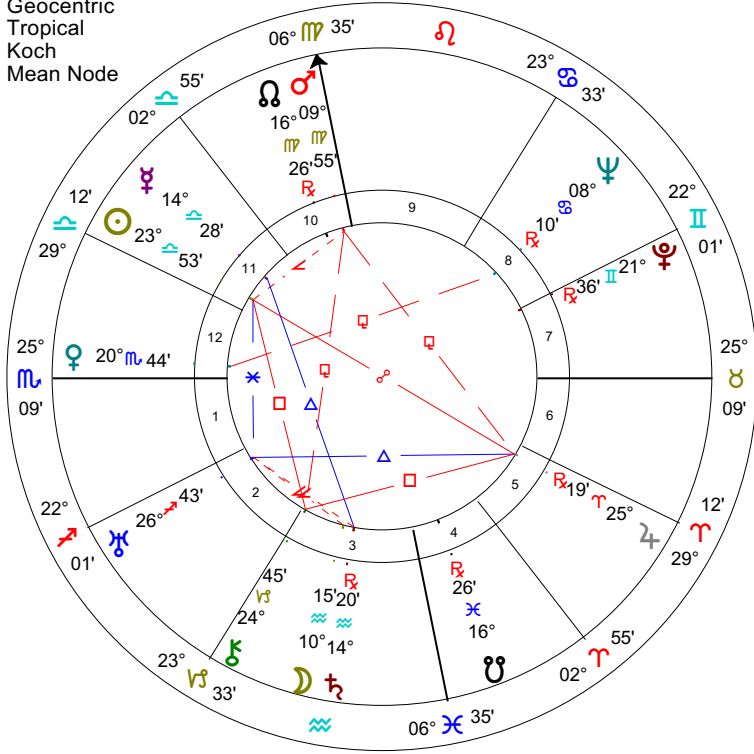


Chart 2  
**Bank of America Wayne Moody**  
 Event Chart  
 Oct 15 1969, Wed  
 10:30 am PDT +7:00  
 San Francisco, CA  
 37°N46'30" 122°W25'06"  
 Geocentric  
 Tropical  
 Koch  
 Mean Node

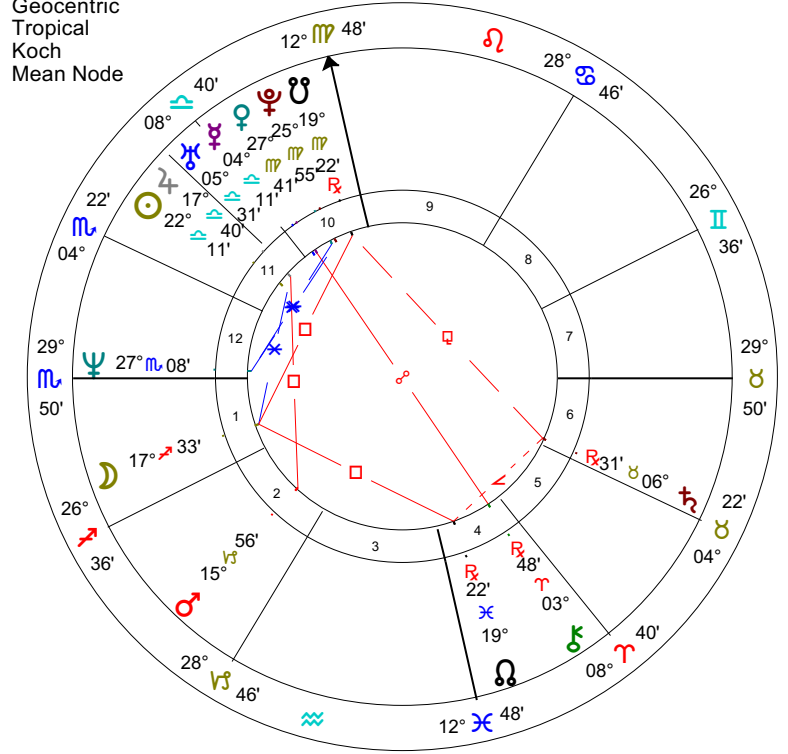


Chart 3  
**Bank of America First Trade**  
 Event Chart  
 Jun 5 1979, Tue  
 10:00 am EDT +4:00  
 New York, NY  
 40°N42'51" 074°W00'23"  
 Geocentric  
 Tropical  
 Koch  
 Mean Node

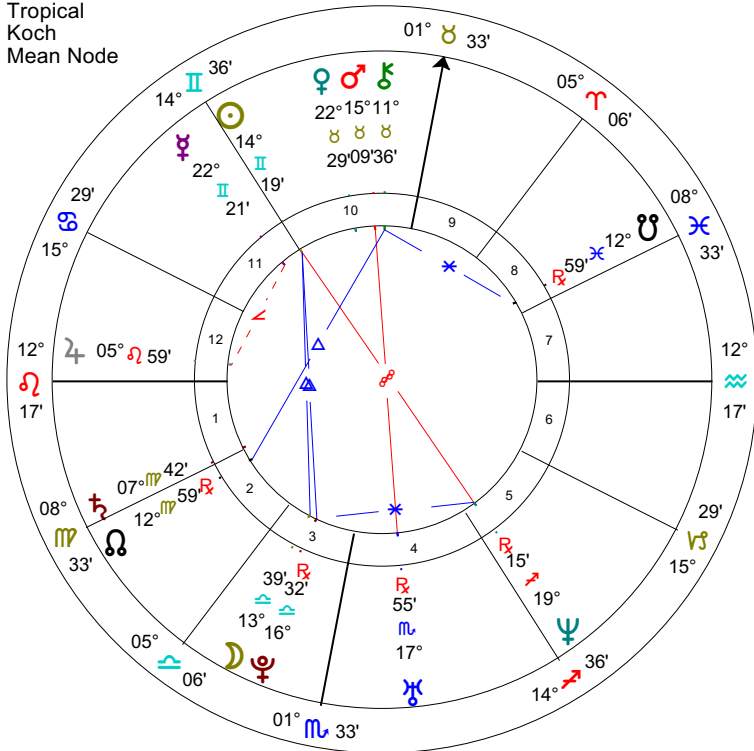


Chart 4  
**Bank of America Incorporation**  
 Event Chart  
 Jul 31 1998, Fri  
 12:30 pm EDT +4:00  
 Wilmington, DE  
 39°N44'45" 075°W32'49"  
 Geocentric  
 Tropical  
 Koch  
 Mean Node

